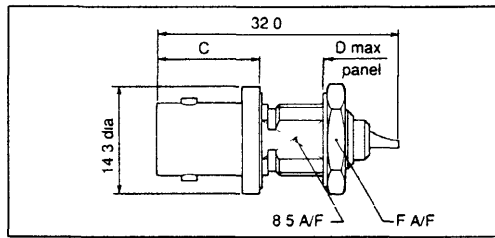
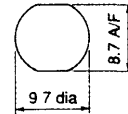


Bulkhead sockets

Panel sealed,
straight
(front mount)



panel mounting detail

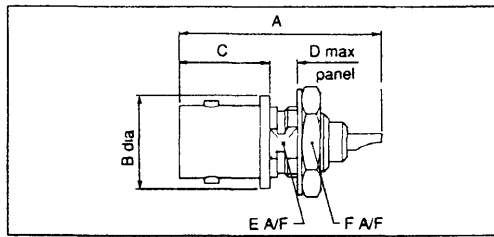


Impedance
50 ohm
50 ohm
75 ohm

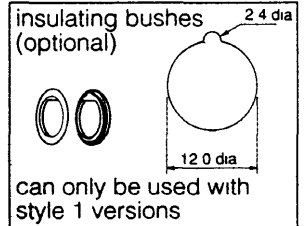
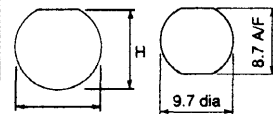
Part Number *
B35 M08 •999 X99
B35 M41 •999 X99
B37 M08 •999 X99

C	D	F
13.8	8.2	14.3
15.1	6.8	12.7
13.8	8.2	14.3

Straight
(front mount)



panel mounting detail



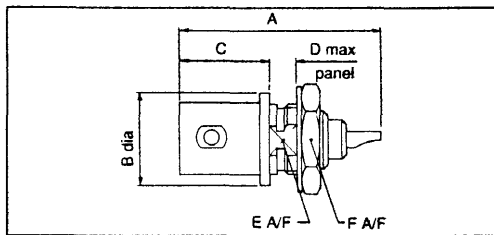
Impedance

50 ohm
50 ohm
50 ohm
50 ohm
50 ohm
75 ohm
75 ohm
75 ohm
75 ohm
75 ohm
75 ohm

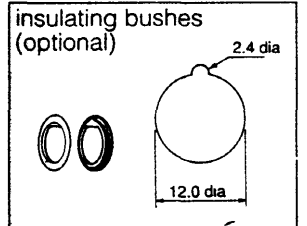
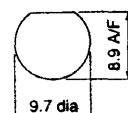
Part Number *	Style	See Notes Below
* B35 M13 •999 X99	1	1
B35 M26 •999 X99	1	1&2
B35 M27 •999 X99	1	
B35 M29 •999 X99	1	3
B35 M63 •999 X99	2	
B35 M84 •999 X99	1	2
B37 M13 •999 X99	1	1
B37 M26 •999 X99	1	1&2
B37 M27 •999 X99	1	
B37 M29 •999 X99	1	3
B37 M63 •999 X99	2	
B37 M84 •999 X99	1	2

A	B	C	D	(D)	E	F	G	H
32.0	12.5	12.0	9.9	9.1	8.7	12.7	9.7	8.9
27.0	12.5	12.0	5.9	5.1	8.7	12.7	9.7	8.9
27.0	12.5	12.0	3.8	3.0	8.7	12.7	9.7	8.9
27.0	12.5	12.0	3.8	3.0	10.1	12.7	11.2	10.4
27.0	15.6	12.0	3.8	3.0	8.5	12.7	9.7	8.7
32.0	12.5	12.0	9.9	9.1	11.9	14.3	12.9	12.0
27.0	12.5	12.0	5.9	5.1	8.7	12.7	9.7	8.9
27.0	12.5	12.0	3.8	3.0	8.7	12.7	9.7	8.9
27.0	12.5	12.0	3.8	3.0	10.2	12.7	11.2	10.4
27.0	12.5	12.0	3.8	3.0	8.5	12.7	9.7	8.7
27.0	15.8	12.0	3.8	3.0	11.9	14.3	12.9	12.0

Straight
(front mount)



panel mounting detail



Impedance

50 ohm
50 ohm
75 ohm

Part Number * **See Notes Below**
B35 M43 •999 X99 1
B35 M66 •999 X99
B37 M66 •999 X99

A	B	C	D	(D)	E	F
32.0	12.5	12.0	9.4	8.6	8.7	12.7
27.0	12.5	12.0	3.2	2.5	8.7	12.7
27.0	12.5	12.0	3.2	2.5	8.7	12.7

Notes.

Insulating bushes and solder tags are available for the items indicated but the bushes limit the available thread and require a different cut-out (see mounting detail for bush), dimension D is thus reduced - see (D)

NB the basic item uses 999 X99 as a filler code here - but to indicate the addition of a solder tag or insulating bush, use the following numbers in their place. Note 1 indicates a product which can take a thicker bush (see page 39).

- 001 X99=with solder tag only
- 002 X99=with solder tag and insulating bushes (as shown above)
- 003 X99=with insulating bushes only (as shown above)
- 1 -004 X99=with solder tag and alternative insulating bushes (see page 39)
- 1 -005 X99=with alternative insulating bushes only (see page 39)
- 2 these items have two flats @ 90°, on the body, to allow orientation of the connector in the panel
- 3 Solder tags (only) are available as an accessory to this item — enter '001 X99' in the part number
- * Replace the • in the part number with the required plating code, see page 8 for details

Preferred items

Please contact the Sales Office for any uncatalogued requirements