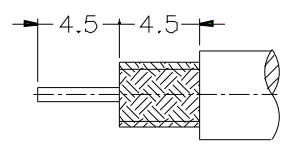
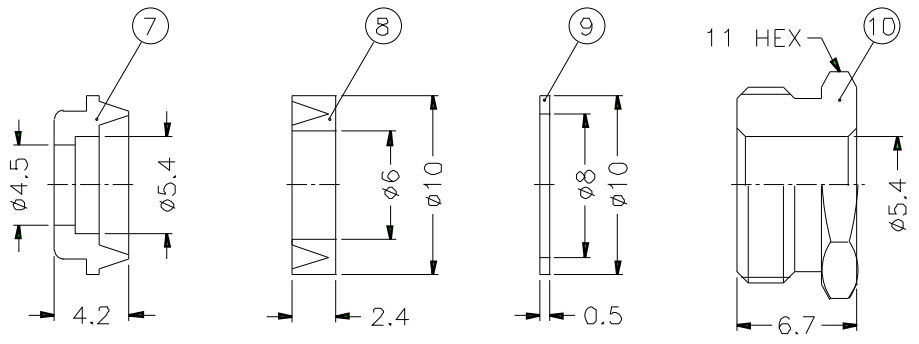
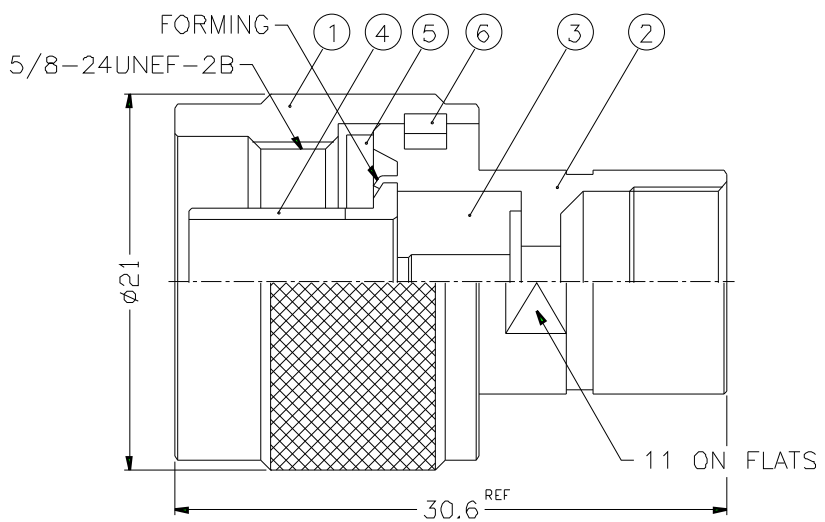


1 2 3 4 5 6 7 8

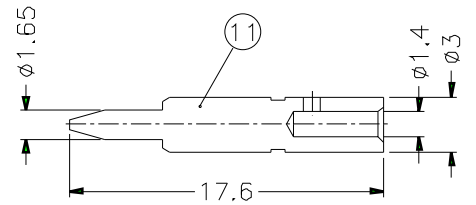
REVISIONS		
ISS	ZONE	DESCRIPTION\PER REQUEST\DATE



RECOMMENDED CABLE STRIPPING DIM'S



1. CRIMPED CONTACT PIN
HEX CRIMP SIZE .100"



- NOTES- FINISH (PLATING THICKNESS IN MICRO-INCHES)
1. BRASS PER QQ-B-626
 2. BRASS PER QQ-B-613
 3. NICKEL PL. 100 MIN. THICK OVER COPPER STRIKE
 4. GOLD PL. 3 MIN. THICK OVER NICKEL PL. 100 MIN. THICK OVER COPPER STRIKE
 5. TEFLON MIL-P-19468

11	CONTACT PIN	NOTE 1	NOTE 4	1	N5000-8-3/14-C
10	HEX NUT	NOTE 1	NOTE 3	1	B5200-14-11/54
9	WASHER	NOTE 2	NOTE 3	1	WS-10/8X05
8	GASKET	SILICONE	RED	1	B5200-12
7	BRAID CLAMP	NOTE 1	NOTE 3	1	B5200-11-54/45-B
6	RETAINER RING	SUS 304	NATURAL	1	N5000-7-C
5	GASKET	SILICONE	RED	1	GS-156/8X15
4	CONTACT BODY	NOTE 1	NOTE 3	1	N5000-5
3	INSULATOR	NOTE 5	NATURAL	1	N5000-4T-50-A
2	BODY	NOTE 1	NOTE 3	1	N5200-2
1	SHELL	NOTE 1	NOTE 3	1	N5000-1-B
NO.	DESCRIPTION	MATERIAL	FINISH	Q'TY	DRAWING NO.

DIMENSIONS ARE IN MILLIMETERS
UNLESS OTHERWISE SPECIFIED
TOLERANCES
0.5-6 = ±0.2
6-30 = ±0.4
30-120 = ±0.6
120-315 = ±1
315-1000 = ±1.6
1000-2000 = ±2.4

PART NO.	N1141A1-NT3G-1-50	
APPROVED	DATE	10-11-01'
CHECKED	DATE	10-11-01'
DRAWN	DATE	10-11-01'
FILE NO.		

Amphenol

TITLE N CLAMP PLUG
(FOR RG-58C/U,58/U,142A/U,223/U)

DRAWING NO. KJ-N1141A1-NT3G-58U-50

ITEM NO.

1 2 3 4 5 6 7 8

F

F

E

E

D

D

C

C

B

B

A

A