

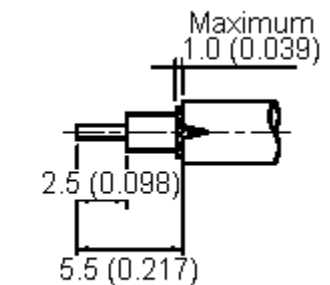
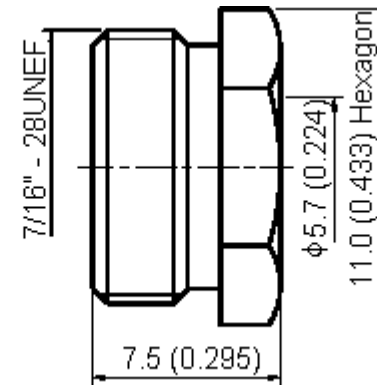
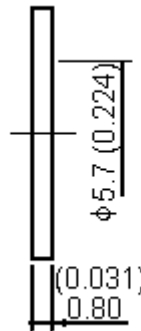
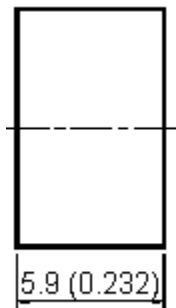
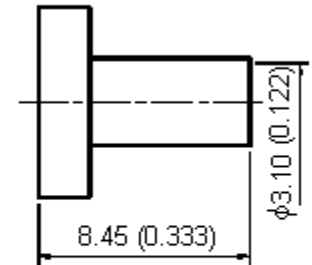
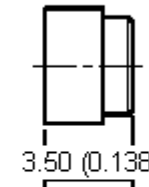
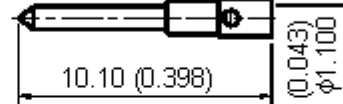
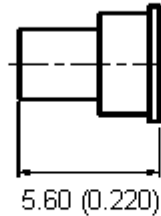
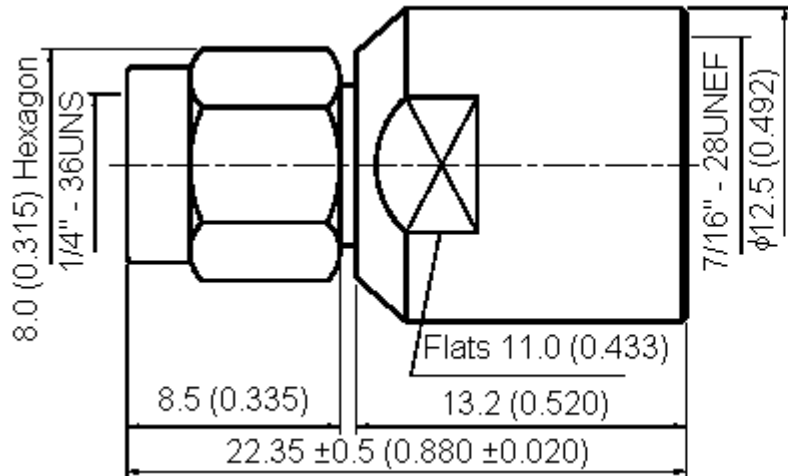


PART NO.

19-01F-3-TGG

REVISIONS

ECN #	REV	DESCRIPTION	DRAWN	DATE	CHECKD	DATE	APPRVD	DATE
-	A	RELEASED	Nirosha	13/09/7	Suresh	13/09/7	G. C	18/9/07



**Stripping Dimension**

Dimensions : Millimetres (Inches)

This data sheet and its contents (the "Information") belong to the Premier Farnell Group (the "Group") or are licensed to it. No licence is granted for the use of it other than for information purposes in connection with the products to which it relates. No licence of any intellectual property rights is granted. The Information is subject to change without notice and replaces all data sheets previously supplied. The Information supplied is believed to be accurate but the Group assumes no responsibility for its accuracy or completeness, any error in or omission from it or for any use made of it. Users of this data sheet should check for themselves the Information and the suitability of the products for their purpose and not make any assumptions based on information included or omitted. Liability for loss or damage resulting from any reliance on the Information or use of it (including liability resulting from negligence or where the Group was aware of the possibility of such loss or damage arising) is excluded. This will not operate to limit or restrict the Group's liability for death or personal injury resulting from its negligence. SPC MULTICOMP is the registered trademark of the Group. © Premier Farnell plc 2007.

**TOLERANCES:**  
UNLESS OTHERWISE SPECIFIED, DIMENSIONS ARE FOR REFERENCE PURPOSES ONLY.

DRAWN BY:	DATE:
Nirosha	13/09/07
CHECKED BY:	DATE:
Suresh	13/09/07
APPROVED BY:	DATE:
G.Cook	18/09/07

DRAWING TITLE:

19-01F-3-TGG

SIZE A	DWG NO. M10000478	ELECTRONIC FILE 1169617_DWG	REV A
SCALE: NTS	U.O.M.: mm (Inches)	SHEET: 1 OF 2	



PART NO.

19-01F-3-TGG

REVISIONS

ECN #	REV	DESCRIPTION	DRAWN	DATE	CHECKD	DATE	APPRVD	DATE
-	A	RELEASED	Nirosha	13/09/7	Suresh	13/09/7	G. C	18/9/07

**Specifications:**

Bodies : Brass per JIS-C3604.  
 Centre Contact : Brass per JIS-C3604.  
 Insulation : Teflon per ASTM D1457 and ASTM D1710.  
 Connector interface per MIL-STD-348A.  
 Part to be clean and free of burrs.

**Specification Table**

Number	Description	Material	Finish	Part Number
1	Shell	Brass	Gold 3μ" Minimum	19-01F-3-TGG
2	Gasket	Silicone	Red	
3	Washer	Stainless Steel	None	
4	Body	Brass	Gold 3μ" Minimum	
5	Insulation I	Teflon	None	
6	Centre Contact	Brass	Gold 50μ" Minimum	
7	Insulation II	Teflon	None	
8	Braid Clamp	Brass	Gold 3μ" Minimum	
9	Gasket	Silicone	Red	
10	Washer	Brass	Gold 3μ" Minimum	
11	Nut			

This data sheet and its contents (the "Information") belong to the Premier Farnell Group (the "Group") or are licensed to it. No licence is granted for the use of it other than for information purposes in connection with the products to which it relates. No licence of any intellectual property rights is granted. The Information is subject to change without notice and replaces all data sheets previously supplied. The Information supplied is believed to be accurate but the Group assumes no responsibility for its accuracy or completeness, any error in or omission from it or for any use made of it. Users of this data sheet should check for themselves the Information and the suitability of the products for their purpose and not make any assumptions based on information included or omitted. Liability for loss or damage resulting from any reliance on the Information or use of it (including liability resulting from negligence or where the Group was aware of the possibility of such loss or damage arising) is excluded. This will not operate to limit or restrict the Group's liability for death or personal injury resulting from its negligence. SPC MULTICOMP is the registered trademark of the Group. © Premier Farnell plc 2007.

**TOLERANCES:**  
  
 UNLESS OTHERWISE SPECIFIED, DIMENSIONS ARE FOR REFERENCE PURPOSES ONLY.

DRAWN BY:	DATE:
Nirosha	13/09/07
CHECKED BY:	DATE:
Suresh	13/09/07
APPROVED BY:	DATE:
G.Cook	18/09/07

DRAWING TITLE:				19-01F-3-TGG			
SIZE	DWG NO.	ELECTRONIC FILE		REV			
A	M10000478	1169617_DWG		A			
SCALE: NTS		U.O.M.: mm (Inches)		SHEET: 2 OF 2			