

# Telecom

## AV-5000NF SERIES SWITCHING POWER SUPPLY

### INSTRUCTIONS

AV-5000NF series is lightweight, high performance, high efficiency, durable, switching power supply and with highly visible back light, easy to read dual meters.

### Specifications

Input voltage: AC 100~125V or AC 200~240V inside selectable

Output voltage: DC 4V~16V variable

Output voltage regulation: less than 1%

Ripple: less than 9 mVpp at rated load

Protection:

1. short protection: it will reduce the output voltage down to 0.1V and Amps down to 0.4 A and the warning led will light up, when short condition remove it will automatic restart the power supply to normal condition.

2. overload protection: same as above

3. over voltage protection (if over DC16V): same as above

4. over temperature protection: AV-5000 series has two stage over temperature protection function (see attached Fig3.)

Output current: AV-5035NF: 30 Amps continuous. 35 Amps max.

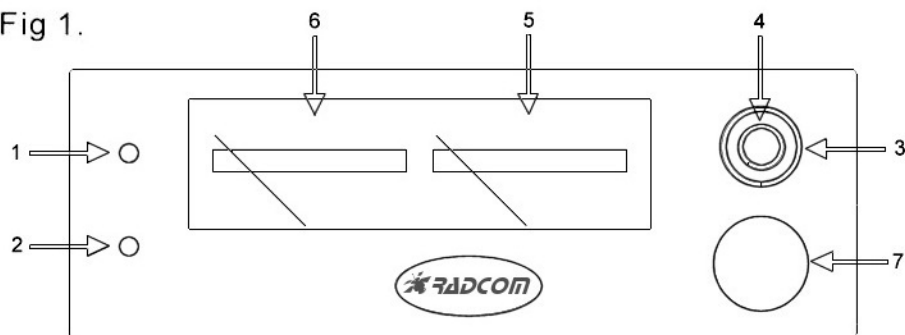
AV-5045NF: 40 Amps continuous. 45 Amps max.

Dimensions: 200(D) X 170(W) X 60(H)mm

Weight: AV-5035NF: 2,0Kg - AV-5045NF: 2,1Kg

### Function Description (For AV-5000NF series only)

Fig 1.



1 Power indicator: Light up when the unit turn on.

2 Warning indicator: Light up when output terminal short or over load, over voltage (preset 16Dcv), component over hot.

3 Voltage adjust knob: Turn clockwise increase the output voltage. when at center position factory preset Dc 13.8v.

4 Noise Offset knob: Adjust the switching frequency of the power supply from 19kHz~31kHz. This function is special design for communication radio use. When you meet noise from the radio try to turn this knob clockwise or counter clockwise it can reduce the noise output of the radio. Factory preset this knob at center position.

5 Amps indicator meter: Display the output current when connect any device.

6 Voltage indicator meter: Display the output voltage.

7 Output Socket: Dc output max 10 Amps

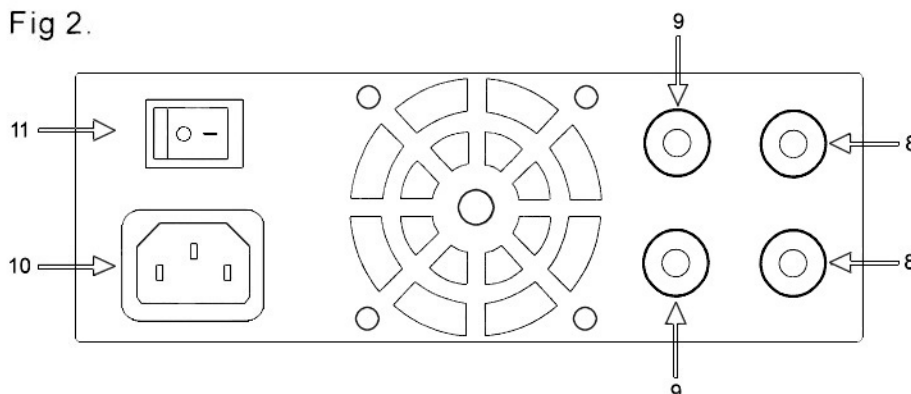
8 Output terminal: Negative pole of Dc output

9 Output terminal: Positive pole of Dc output

10 Ac input socket: Ac 100v~125v or 200v~240v

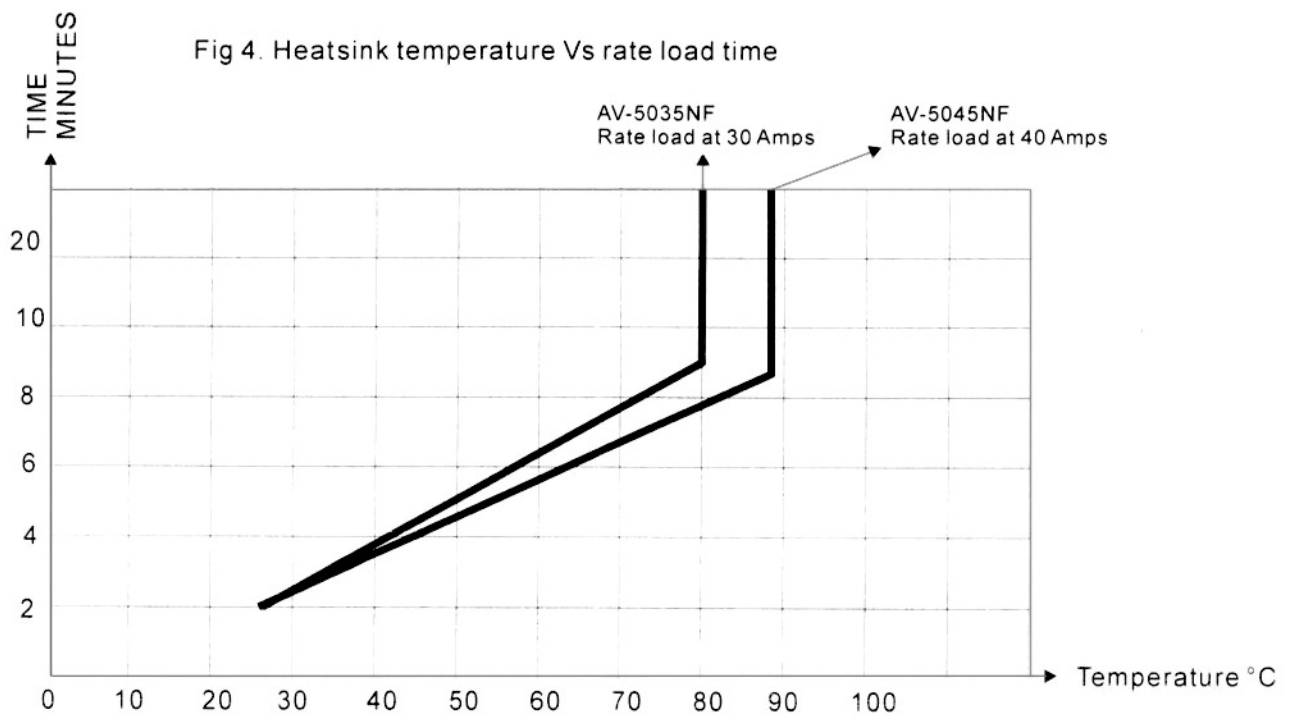
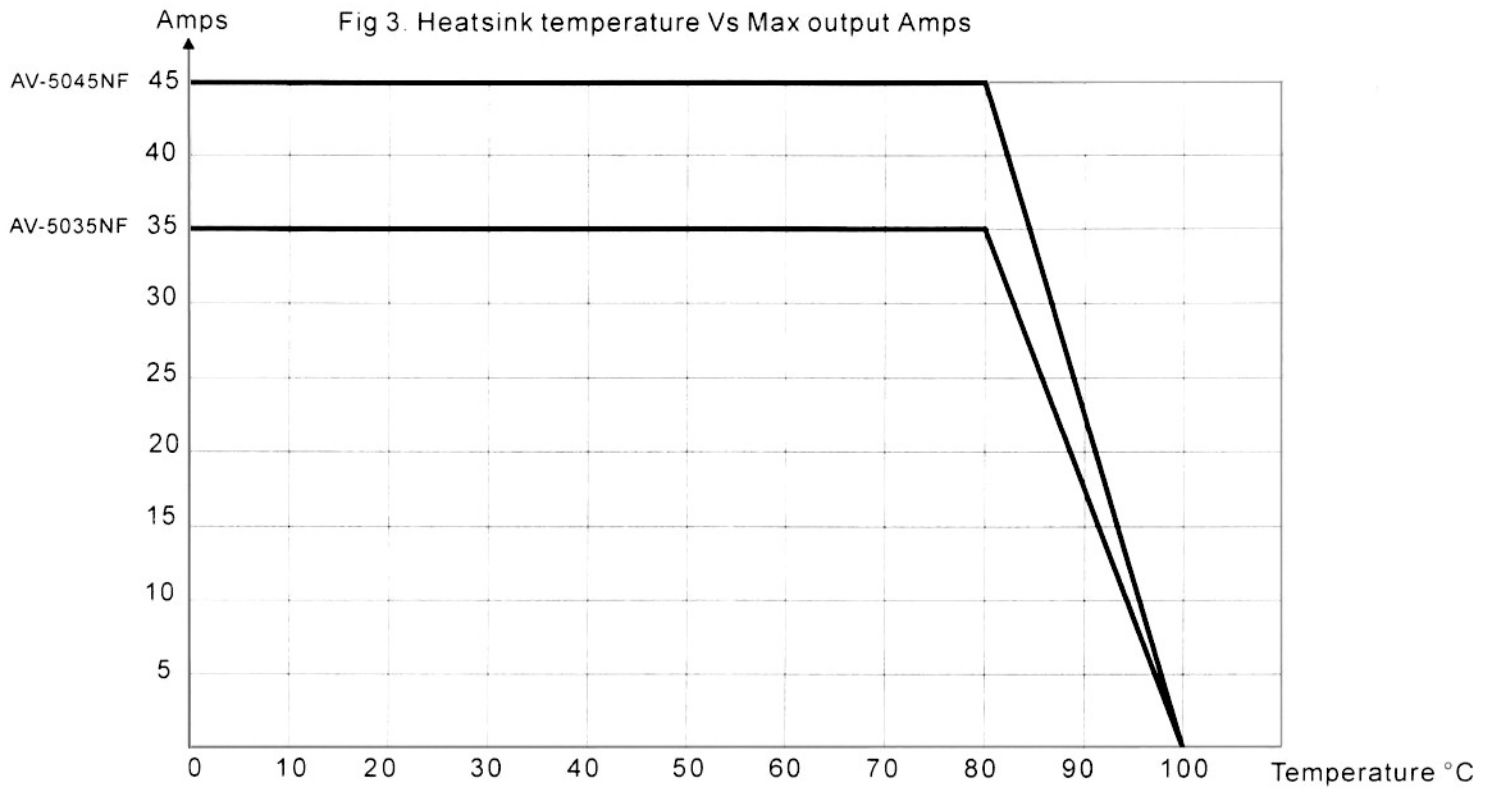
11 Power switch: Turns the unit on or off.

Fig 2.



## Caution

- 1 This power supply is natively ground, always use the AC outlet with ground terminal.
- 2 Before replacing a fuse make sure you have unplug the Ac plug and never use unproperly fuse value.
- 3 Do not block the air convection slits to keep the efficient heat radiation.



Example for AV-5045NF rate load condition:

Load 45 Amps continuous 4 seconds then load 40 Amps continuous 6 seconds in a cycle of 24 hours.